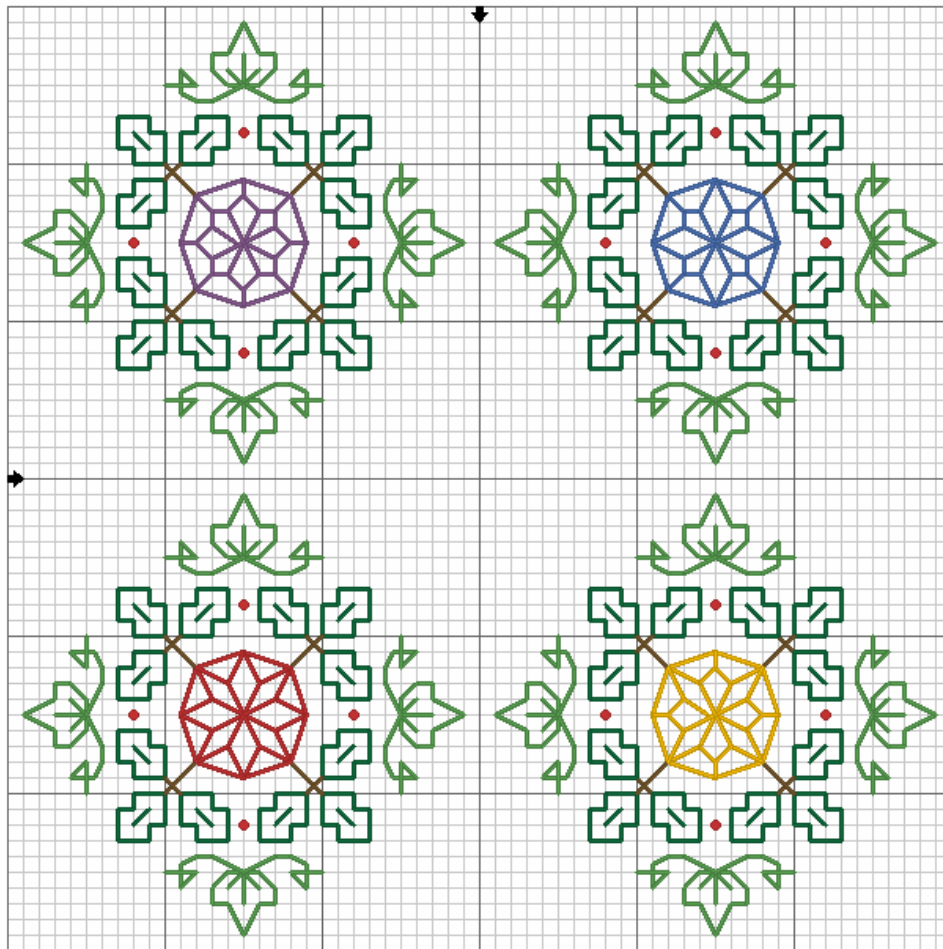


Tor Rhuann Designs

Holly and Ivy
2012 Ornaments



Stitch count for each: 28x28

Model colors

(suggestions only – feel free to choose your own!)

Fabric: 25ct cream lugana

backstitching:


holly – Petite Treasure Braid PB31

holly branch – Petite Treasure Braid PB55

ivy – Petite Treasure Braid PH06

center – Petite Treasure Braid PB45

beads: Delica DB105



The smaller ornaments may also be combined into a larger piece. Charts for a bellpull and a larger ornament may be found on the back.

Please feel free to select your own color scheme. I love to see other stitchers' imaginings of my designs! Also, if you wish your finish to be included in my gallery, please do drop me a line, or visit Tor Rhuann on Facebook at <http://www.facebook.com/TorRhuannDesigns/>

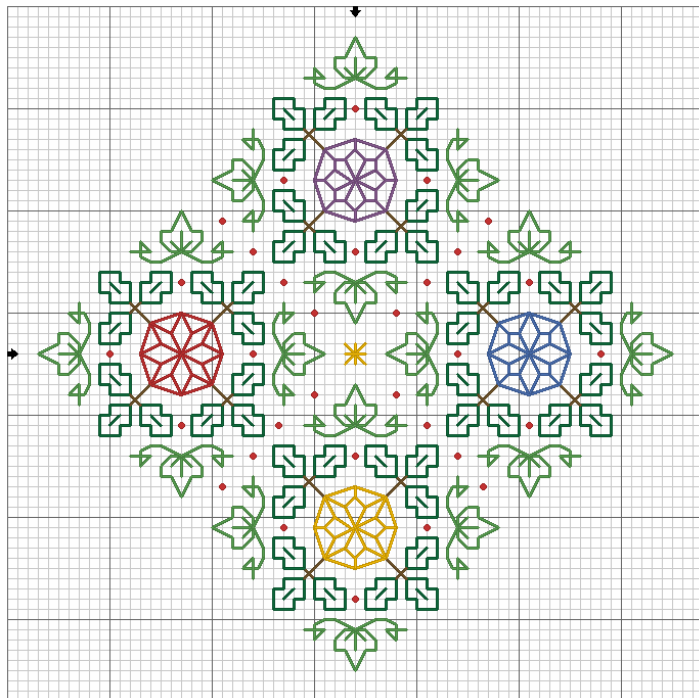
(c) 2012 Tor Rhuann Designs

<http://www.tor-rhuann-designs.com>

clioratha@hotmail.com


Tor Rhuann Designs

Additional ideas!



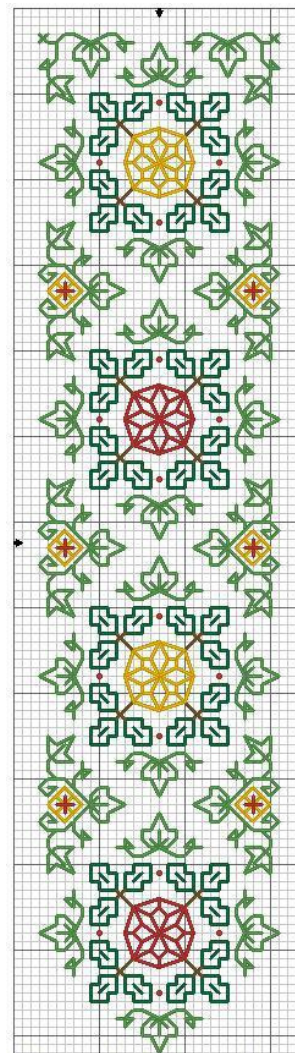
Large Diamond – Stitch count 62x62

This is an arrangement of the four with beads and an eyelet to fill in the space.



Bellpull: stitch count 28x119

This chart adds filler to the sides and corner of a linear arrangement of the smaller ornaments to create a bellpull or bookmark.



Please feel free to select your own color scheme. I love to see other stitchers' imaginings of my designs! Also, if you wish your finish to be included in my gallery, please do drop me a line, or visit Tor Rhuann on Facebook at <http://www.facebook.com/TorRhuannDesigns>!

(c) 2012 Tor Rhuann Designs

<http://www.tor-rhuann-designs.com>

clioratha@hotmail.com